



Community Partnership Charter School

241 Emerson Pl  
Brooklyn, NY 11205

Beginning with Children Charter School 2

215 Heyward St  
Brooklyn NY 11206

## Board of Trustees Agenda March 8, 2017 6:00pm

BwCCS2  
215 Heyward Street  
Brooklyn, NY 11206

<b>6:00 p.m.</b>	<p>Board Governance</p> <ul style="list-style-type: none"> <li>• Review and Approve Minutes 02.08.17</li> </ul>
<b>6:15 p.m.</b>	PTCC/PTO Report
<b>6:25 p.m.</b>	<p>Committee Updates</p> <ul style="list-style-type: none"> <li>• Academic Committee</li> <li>• Finance Committee</li> <li>• Nominating Committee</li> <li>• Renewal</li> </ul>
<b>6:45 p.m.</b>	<p>BwC Report &amp; School Reports</p> <ul style="list-style-type: none"> <li>• CPCS LS</li> <li>• CPCS MS</li> <li>• BwCCS 2</li> </ul>
<b>7:00 p.m.</b>	BwCF Report
<b>7:25 p.m.</b>	Executive Session (if needed)
<b>Next Meeting</b>	<p>Date: <b>Wednesday, April 19, 2017</b>          Site: CPCS LS          Time: 6:00pm</p>

**Community Partnership Charter School Ed Corp  
Board of Trustees  
Meeting Minutes  
February 8, 2017  
6:00 p.m.**

**Location:** CPCS-MS, 114 Kosciuszko Street, Room 320

**Members Present:** Amy Kolz, Joan Walrond, Travis Baird, Nicole Blair-Barzey, Kiisha Morrow, Jubilee Mosley, Esosa Ogbahon, Sonia Ortiz-Gulardo, Joan Walrond

**Members Absent:** Rebecca Baneman, Katie Cunningham, Greg Whitten

**Guests:** Akeem Gooding, Amber Guild, Deborah Hall, Geri Licurse, Jermaine Moorehead, Denniston Reid, Juanita Saldivar, Jennella Young

Amy Kolz called the meeting to order at 6:09 p.m.

**Governance**

- Amy moved to approve the minutes from December 14, 2016, and January 11, 2017. Kiisha Morrow seconded the motion and the Board approved unanimously.
- The next Board meeting will take place on March 8 at BwCCS2.

**PTCC/PTO Report**

- There was no report.

**Finance Committee**

- Amy presented the report.
- The projected deficit has decreased from \$755,000 to \$623,000.

**Academic Committee**

- Travis Baird presented the report.
- The Committee is in the process of formalizing the tuition reimbursement policy.

**Renewal Committee**

- Amy presented the report.
- CSI has recommended that CPCS Ed receive renewal for the full five years. There will be a formal hearing on March 8.

**CPCS LS Report**

- Jubilee Mosley presented the report.

**CPCS MS Report**

- Nicole Blair-Blazey presented the report.

**BwCCS2 Report**

- Esosa Ogbahon presented the report.

**Foundation Report**

- Denniston Reid presented the report.
- Denniston reviewed the recruitment data, including demographics of the student population.
- Denniston led the Board through a review of the January 2017 Rally results. Discussion focused on comparing the results to the prior year's scores.

The meeting was adjourned at 6:51 p.m.

## CPCS & BwCCS2 LEADERSHIP PROGRAM

The CPCS & BwCCS2 leadership program has been established to assist staff in strengthening their skill set to the overall betterment of the schools' environment and to provide teachers with the opportunity to develop their craft. It will also support the retention of quality teachers. We believe that excellent teachers are life-long learners who share their love of learning with their students.

Candidates should exemplify the following criteria:

- **Leadership & Vision:** An educator who demonstrates the ability to lead students and other professionals. Demonstrates problem-solving abilities, intelligent risk-taking abilities, integrity, confidence, respect, and humility. Inspires and motivates children and adults. An educator who is self-aware about how others regard him/her and knows how to treat students, parents, colleagues, and others. Reflects deeply on his/her own strengths and weaknesses and has the ability to assess them realistically. Shares in the CPCS and BwCCS2 vision of a high-achieving charter school. Has the ability to execute strategies to realize that vision
- **Work Ethic & Dedication:** An educator who goes above and beyond what is normally required to ensure that students at CPCS achieve academic success, making no excuse for students' academic or familial background. Understands the challenges associated with an underserved student population and shows commitment to our community through academic, social, and extracurricular activities. Understands the rich and unique history and needs of the community.
- **Lifelong Learner:** An educator who has demonstrated success in improving and evaluating his/her own job function; including but not limited to, attending seminars, workshops, and conferences; or earning a credential, certificate, or advanced degree. Seeks and acquires knowledge that enhances his/her personal and professional development. Is an effective communicator; possessing excellent oral and written communication skills. Demonstrates strong interpersonal skills when interacting with administration, students, parents, colleagues, and others.

### Requirements and Procedures:

- The grant opportunities will be presented to the staff in April and requests will be due at a date to be announced in early May. Determinations will be made about the requests by the end of May. Candidates will be notified in writing of decisions. Requests may be partially or fully funded.
- Candidates must have received a performance evaluation in the previous school year of "developing" or better, and must not be under disciplinary review for job performance, attendance issues etc.
- Candidates must agree to two years of service at the conclusion of the Leadership Program. If the employee voluntarily resigns or is terminated with cause before the agreed upon term, the employee will be responsible for repaying CPEC for all Leadership Program contributions made on the employees behalf. If the employee is terminated by the employer without cause before the agreed upon term, the employee would not be required to repay the Leadership Program contributions made on the employees behalf.
- Each year the Board of Directors will set aside a pool of money for these programs. It will be up to the discretion of the Board to determine how to allocate the money among the various grant levels.
- Once enrolled, candidates must submit proper documentation for their coursework. In addition, final grades or completion certificate are required no more than one week after grades or certificates are administered. Incomplete or failing grades can disqualify candidates from the program and may necessitate repayment for all or some monies paid on the employee's behalf.

**CPCS & BwCCS2 LEADERSHIP PROGRAM**

Name: \_\_\_\_\_ Position: \_\_\_\_\_ Years at CPCS/BwCCS2: \_\_\_\_\_

I am interested in: *(choose only one)*

\_\_\_\_\_ **Standard Leadership:** This program enables staff who have been at the school for at least one year and are wanting to enhance their job skills through appropriate venues, including but not limited to computer classes, a workshop, a conference, an individual course, etc.

Standard Leadership candidates are eligible for up to \$800 per school year.

\_\_\_\_\_ **Educators Leadership:** This program enables staff who have been at the school for at least two years to apply for educational classes directly related to classroom enhancement; including but not limited to course work, a workshop, a conference, etc.

Educators Leadership candidates are eligible for up to \$3,000 per school year.

\_\_\_\_\_ **Advanced Leadership:** This program is for those seeking advanced leadership or administrative training. To apply candidates must: have a minimum of four years experience in their current field, three of which must be at CPCS.

Advanced Leadership candidates are eligible for up to \$10,000 per school year.

I have read and understand the requirements of the CPCS & BwCCS2 Leadership Program. I agree to the two-year commitment, and I understand I may be asked to repay all or part of monies paid out on my behalf due to termination of employment, incomplete or failing grades or other violation of the Leadership Program standards.

\_\_\_\_\_  
Signature \_\_\_\_\_  
Date

\*\*\*\*\*

Course: \_\_\_\_\_

College or Program: \_\_\_\_\_

Semester: \_\_\_\_\_ Class Starts/Ends: \_\_\_\_\_

Matriculating?  YES  NO If yes, towards what degree: \_\_\_\_\_

Price of class: \_\_\_\_\_ Amount you are requesting: \_\_\_\_\_

**In no more than 500 words tell us how you envision your request enhancing your job performance, your overall career, and the goals & vision of CPCS/BwCCS2.**

Please turn in your signed application, essay, and supporting documentation to your school leader:

You will be notified once a decision has been reached on your behalf. Thank you for your pursuit of professional growth!

**Community Partnership Charter School Ed Corp**  
**Board of Trustees Meeting**  
**March 8, 2017**

**Financial Highlights**

The projected deficit is \$659k. The deficit has been increased since the last meeting to account for additional costs for utilities at B2 – Bartlett Street.

**Revenues:**

- The NYS per student allocation budget line for was projected at 745 full time equivalents at the allocated funding of \$14,307 (\$13,877 base funding and \$430 in per pupil NYS grants). The current projected FTE enrollment is 694 students. There was an increase of \$150 in the per pupil base funding which brings the total base funding to \$14,027. The total per pupil funding for 16-17 is now \$14,457 (\$14,027 base plus \$430 per pupil NYS grants). Please note that the net decrease in per pupil funding from the original budget is approximately \$625k. The attached financial statements reflect the projected FTE enrollment of 694. We will keep a close watch on the per pupil revenue in the next few months to continuously monitor actual enrollment.
- Increase in projected special education revenue of approximately \$70k from budget based on current IEP population.
- Projected title grant revenue increased by approximately \$97k, this has been updated to reflect the most current information we have. It is possible that these allocations may change.
- Projected interest income increased by approximately \$34k.

**Expenses:**

- As discussed in January, we received notice that we will be charged for the cost of gas service at Bartlett Street. The projected cost for 2016-2017 is \$35k. This amount has been included in the Occupancy category on the attached financial statements.
- Increases/decreases in expense items related to the DYCD and Dissemination Grants are offset by increases/decreases in Grant Revenue.

# Community Partnership Charter School Education Corp

## Balance Sheet

01/31/17

### ASSETS

#### CURRENT ASSETS

##### CASH

CASH & CASH EQUIVALENTS	2,840,287
PETTY CASH	400
<b>TOTAL CASH &amp; CASH EQUIVALENTS</b>	<b><u>2,840,687</u></b>

#### PREPAID EXPENSES

PREPAID EXPENSES	<u>-</u>
------------------	----------

#### ACCOUNTS & OTHER RECEIVABLE

DUE FROM BWCF	5,515
INTEREST RECEIVABLE	-
PUBLIC GRANTS RECEIVABLE	-
<b>TOTAL CURRENT ASSETS</b>	<b><u>2,846,202</u></b>

#### INVESTMENTS

CERTIFICATES OF DEPOSIT	<u>3,367,427</u>
-------------------------	------------------

#### FIXED ASSETS

SCHOOL EQUIPMENT	72,526
FURN & FIXT	109,712
HARDWARE & SOFTWARE	351,183
LEASEHOLD IMPROVEMENTS	36,451
ACCUM DEPR-EQUIP	(68,210)
ACCUM DEPR-FURN & FIXT	(42,293)
ACCUM DEPR-HDWR & SFTWR	(269,767)
ACCUM AMORT-LEASEHOLD IMPROVEMENTS	(17,274)
<b>TOTAL FIXED ASSETS</b>	<b><u>172,328</u></b>

<b>TOTAL ASSETS</b>	<b><u>6,385,957</u></b>
---------------------	-------------------------

#### LIABILITIES AND NET ASSETS

##### LIABILITIES

##### CURRENT LIABILITIES

ACCOUNTS PAYABLE & ACCRUED EXPENSES	150,749
DUE TO BWCF	-
PAYROLL LIABILITIES	85,539
<b>TOTAL CURRENT LIABILITIES</b>	<b><u>236,288</u></b>

<b>TOTAL LIABILITIES</b>	<b><u>236,288</u></b>
--------------------------	-----------------------

<b>NET ASSETS</b>	<b><u>6,149,669</u></b>
-------------------	-------------------------

<b>TOTAL LIABILITIES AND NET ASSETS</b>	<b><u>6,385,957</u></b>
---	-------------------------

COMMUNITY PARTNERSHIP EDUCATION CORPORATION  
 COMBINED BUDGET  
 2016-2017

	/---BUDGET---/ CPEC BUDGET 2016-2017	/-----ACTUAL-----  YTD 7/1/16 -1/31/17	Projected to Year End	Total Projected at 06/30/17
<b>Revenues - Private:</b>				
Funds to be Raised	-	-	-	-
Other Private	260,000	3,474	260,000	263,474
Student Meal Reimbursement	-	1,366	-	1,366
<b>Total Private Revenues</b>	<b>260,000</b>	<b>4,840</b>	<b>260,000</b>	<b>264,840</b>
<b>Revenues - Public:</b>				
NYS Per Student Allocation	10,658,715	6,687,431	3,345,727	10,033,158
Erate	-	-	-	-
Federal IASA (e.g. Title 1)	270,000	76,869	290,594	367,463
Special Ed Funding	1,000,000	622,712	448,248	1,070,960
Federal Title II-VI Funding (including ARRA RTTT)	20,000	4,247	17,215	21,462
Public Grants	270,000	156,913	113,087	270,000
<b>Total Public Revenues</b>	<b>12,218,715</b>	<b>7,548,172</b>	<b>4,214,871</b>	<b>11,763,043</b>
<b>Revenues - Other:</b>				
Interest Income	16,500	18,423	31,577	50,000
<b>Total Other Revenues</b>	<b>16,500</b>	<b>18,423</b>	<b>31,577</b>	<b>50,000</b>
<b>Grand Total Revenue &amp; Other Income</b>	<b>12,495,215</b>	<b>7,571,435</b>	<b>4,506,448</b>	<b>12,077,883</b>



COMMUNITY PARTNERSHIP EDUCATION CORPORATION  
 COMBINED BUDGET  
 2016-2017

	/----BUDGET----/ CPEC BUDGET 2016-2017	/-----ACTUAL-----  YTD 7/1/16 -1/31/17	Projected to Year End	Total Projected at 06/30/17
<b>Total Salaries &amp; Wages</b>	7,868,269	3,638,332	3,911,833	7,550,165
<b>Total Personnel Related - Grants</b>	190,000	116,167	59,609	175,776
<b>Total Salaries &amp; Wages</b>	8,058,269	3,754,499	3,971,442	7,725,941
<b>Total Personnel Related</b>	1,986,738	833,364	841,997	1,675,361
<b>Total Personnel Related - Grants</b>	30,000	15,719	14,281	30,000
<b>Total Personnel Related</b>	2,016,738	849,083	856,278	1,705,361
<b>Grand Total Personnel</b>	10,075,007	4,603,582	4,827,720	9,431,302
<b>Occupancy</b>				
Rent	260,000	-	260,000	260,000
Insurance - Prop & Liab	105,000	93,745	11,255	105,000
Security Services	40,000	26,535	13,465	40,000
Custodial Services	55,000	46,038	32,962	79,000
Cleaning Supplies	12,000	-	7,500	7,500
Utilities	-	1,200	33,800	35,000
Systems Maintenance	13,980	4,144	9,836	13,980
Maintenance & Repairs	15,000	10,608	4,392	15,000
Equipment & Furniture Rental	45,000	14,681	30,319	45,000
<b>Total Occupancy</b>	545,980	196,951	403,529	600,480
<b>Educational Programs</b>				
Classroom Instructional Materials & Supplies	108,750	133,477	14,811	148,288
Substitutes & School Nurse	17,200	74,345	47,855	122,200
Art Supplies	15,500	7,958	7,542	15,500
Music Supplies	11,600	13,261	-	13,261
Math Curriculum/Supplies	28,550	14,619	13,931	28,550
ELA Curriculum/Supplies	80,660	41,691	30,660	72,351
Social Studies Curriculum/Supplies	14,000	21,836	-	21,836
Physical Education Supplies	7,500	737	6,763	7,500
Science Curriculum	21,500	6,373	15,127	21,500
After School Supplies	2,050	145	1,905	2,050
After School Program - MS	30,000	1,200	28,800	30,000
Summer School Program	3,000	1,145	1,855	3,000
Enrichment - LS	30,000	13,668	16,332	30,000
Professional Development	143,750	127,030	16,720	143,750
Staff Appreciation	37,000	5,630	31,370	37,000
Principal Discretionary Fund	2,000	-	2,000	2,000
Technology Materials	50,000	21,403	2,085	23,488
Student Database & Assessment Materials	55,000	29,932	25,068	55,000
Family Outreach/Student Recruitment	30,500	12,646	17,854	30,500
Student Incentives	17,000	1,745	15,255	17,000
Trips & Admissions	80,000	40,688	39,312	80,000
<b>Total Educational Programs</b>	785,560	569,529	335,245	904,774
<b>Total Educational Programs - Grant Related</b>	50,000	64,224	-	64,224
<b>Total Educational Programs</b>	835,560	633,753	335,245	968,998

COMMUNITY PARTNERSHIP EDUCATION CORPORATION  
 COMBINED BUDGET  
 2016-2017

	/----BUDGET----/ CPEC BUDGET 2016-2017	/-----ACTUAL-----		
		YTD 7/1/16 -1/31/17	Projected to Year End	Total Projected at 06/30/17
<b>Special Needs Program</b>				
Special Needs Supplies	11,000	1,315	9,685	11,000
<b>Total Special Needs Programs</b>	<b>11,000</b>	<b>1,315</b>	<b>9,685</b>	<b>11,000</b>
<b>Other G&amp;A Costs</b>				
Central Costs	1,234,059	617,030	617,029	1,234,059
Audit & Accounting Fees	40,000	68,413	-	68,413
Legal Fees	8,500	6,633	1,867	8,500
Renewal Consultants	17,500	17,500	-	17,500
Board Development	2,500	170	2,330	2,500
Health & Safety	1,000	-	1,000	1,000
Employment Search & Advertising	28,000	10,154	17,846	28,000
Telecom /Communications	27,500	12,675	14,825	27,500
Printing & Publications	10,000	495	9,505	10,000
Office Supplies	33,000	17,846	15,154	33,000
Postage & Shipping	7,500	3,179	4,321	7,500
Technology Support Consultants	10,000	-	-	-
Technology Support - Supplies	10,500	4,745	5,755	10,500
Payroll Service Fees	18,000	6,683	11,317	18,000
Travel	2,200	503	1,697	2,200
Dues & Subscriptions	10,000	1,495	8,505	10,000
Miscellaneous & Bank Fees	2,000	160	1,840	2,000
Student Meals	40,000	2,443	27,557	30,000
Graduation/Moving Up Supplies	6,000	1,134	4,866	6,000
Conferences	15,000	12,637	2,363	15,000
<b>Total Other G&amp;A Costs</b>	<b>1,523,259</b>	<b>783,895</b>	<b>747,777</b>	<b>1,531,672</b>
<b>Total Operating Expenditures</b>	<b>12,990,806</b>	<b>6,219,496</b>	<b>6,323,956</b>	<b>12,543,452</b>
<b>Net Operating Income (Deficit) Prior to Depr &amp; Capital Expenditures</b>	<b>(495,591)</b>	<b>1,351,939</b>	<b>(1,817,508)</b>	<b>(465,569)</b>
<b>Capital Expenditures:</b>				
Facility Upgrades	70,000	-	93,000	93,000
Furniture & Equipment	15,000	41,500	15,000	56,500
Computer Technology & Equipment	15,000	28,640	15,000	43,640
<b>Total Capital Expenditures</b>	<b>100,000</b>	<b>70,140</b>	<b>123,000</b>	<b>193,140</b>
Total Operating & Capital Expenditures	13,090,806	6,289,636	6,446,956	12,736,592
<b>Net Operating Income (Deficit) after Capital Expenditures</b>	<b>(595,591)</b>	<b>1,281,799</b>	<b>(1,940,508)</b>	<b>(658,709)</b>

## Monthly School Leader Report to the Board of Trustees

Principal: Nicole Barzey - Presented by Michelle Turnbull (Grades 7th and 8th, ELA and Social Studies Dean)

Date: March 8, 2017

School: Community Partnership Middle School

### Open Meeting

#### Successes

[Please insert 3-5 bullets on things that are going well]

- Data Day Planning - March 3rd
- 8th Grade Girls attended on March 4th:
  - Enza Academy Coding with Google - Hidden Figures post-viewing discussion and coding party. The exciting afternoon was filled with music, food and activities. The girls heard from some amazing women in tech and have an opportunity to code their own message of equality.
- 8th Grade Boys attended on March 4th:
  - Delta Rho Omega Chapter of Alpha Kappa Alpha Sorority, Incorporated. On Saturday, March 4<sup>th</sup> we will celebrate Hidden Figures in the disciplines of Science, Technology, Engineering, Arts, and Math (S.T.E.A.M.) at our annual Youth Summit. They were provided workshops, special presentations, and an expo showcasing a variety of organizations. The keynote speaker will be NASA engineer Dr. Aprille Ericsson.
- Nia Inman - Made it to the finals to defend the Championship Title at AmeriDance Talent Competition
- Autumn Knight has been accepted to the Berkeley Carroll School on a full scholarship
- Jameshia Lashley-Childs was accepted to Bishop Loughlin
- January 23rd launched the creation of the Middle School Jazz Band - 28 students currently attend.

#### School Culture Update

[Please insert 2-3 school/classroom initiatives that enrich student life at school]

- Grade team led Reach Circles with a Test Busting Skit and or Chant
- Box Out Bullying March 10th
- Aviator Trip - Proficiency Scholars on the Rally Assessment March 15th
- Honor Roll Reach Circle - March 17th

#### Parent/Community Engagement Update

[Please insert 2-3 bullet points to highlight successes and setbacks or initiatives]

- CPCS MS Open House March 8th
- Fireside Chat March 8th
  - High School Open Houses - Unity Prep and New Visions Charter High School

## Monthly School Leader Report to the Board of Trustees

School: Beginning with Children Charter School 2

Principal: Esosa Ogbahon

Date: March 8<sup>th</sup>, 2017

### Successes

- February 14<sup>th</sup>, 2017 – Happy Hearts Day
- February 16<sup>th</sup>, 2017 – Parent-Teacher Conferences
- March 3<sup>rd</sup>, 2017 – Professional Development Day
  - ENL Best Practices
  - 2<sup>nd</sup> Grade Team Best Practices
  - 2<sup>nd</sup>/3<sup>rd</sup> Grade Vertical Alignment (Written Response to Text)
  - Earth Day Planning
  - Family Feud
- March 8<sup>th</sup>, 2017 – SUNY Renewal

### Important Dates

- March 9<sup>th</sup> – 10<sup>th</sup>, 2017 – 3<sup>rd</sup> Grade trip to Frost Valley YMCA
- March 14<sup>th</sup>, 2017 – 2<sup>nd</sup> Grade trip to the play Freedom Train
- March 14<sup>th</sup> – 15<sup>th</sup>, 2017 – 4<sup>th</sup> Grade trip to the Ashokan Center
- March 20<sup>th</sup>, 2017 at 1:00 P.M. – Latino Music and History Concert
- March 28<sup>th</sup> – 30<sup>th</sup> – NYS ELA Assessments
- April 5<sup>th</sup> – 7<sup>th</sup>, 2017 – 5<sup>th</sup> Grade trip to Washington, D.C.

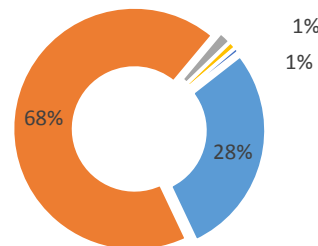
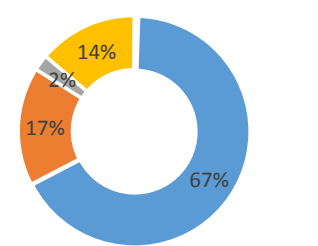
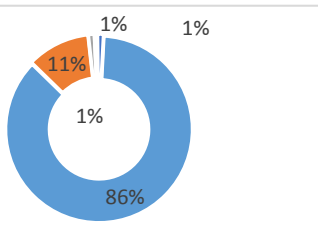
# Beginning with Children Dashboard \_ March\_3\_2017

Current as of 3-3-2017

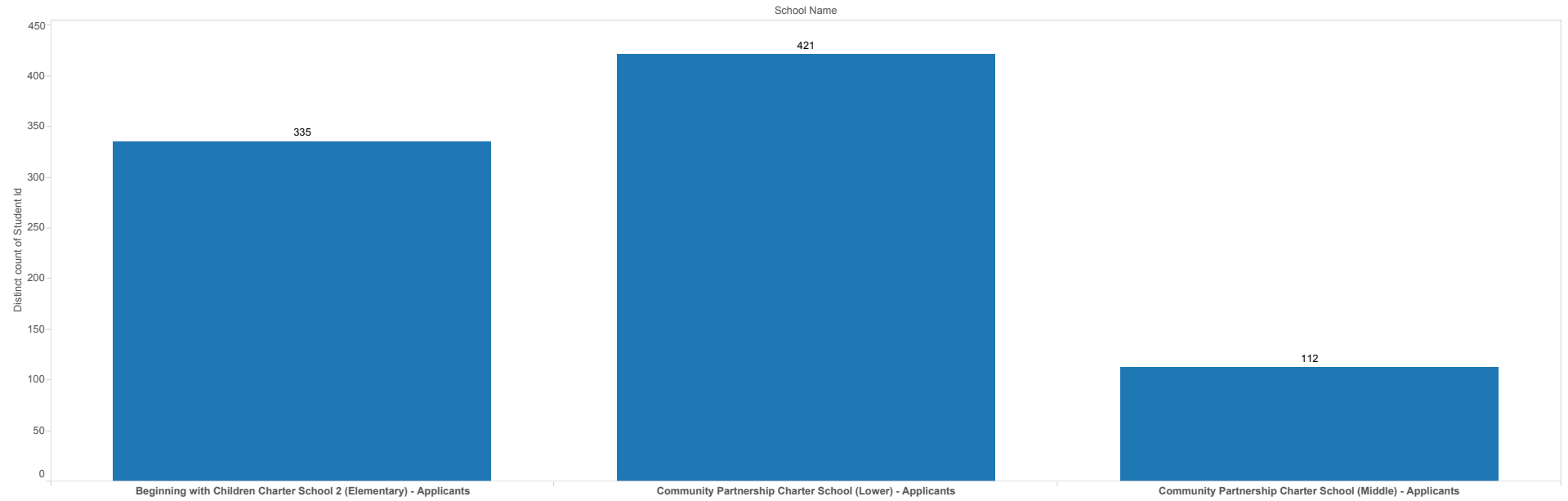
Total Enrollment by School and Grade				Total Enrollment		Student Av. Daily Attendance			
	BwC	CPCS-LS	CPCS-MS	BwC	290/300		Dec.	Jan.	Feb.
PK	~	14	~	CPCS-LS	215/250	BwCC2	94.36%	91.33%	92.70%
K	42	35	~	CPCS-MS	182/200	CPCS-LS	87.97%	93.95%	93.30%
1	53	33	~	<b>Grand Total</b>	<b>687/750</b>	CPCS-MS	90.85%	93.96%	92.17%
2	51	47	~	February Reflects 1-01 thru 1-31					
3	51	43	~						
4	53	43	~						
5	40	~	38						
6	~	~	54						
7	~	~	52						
8	~	~	38						
<b>Total</b>	<b>290</b>	<b>215</b>	<b>182</b>						

Demographics						
	#ELLS	%ELLS	#FRLP	%FRLP	#IEP	%IEP
BwCCS2	58	23.45%	266	92.76%	48	16.55%
CPCS-LS	6	2.79%	191	88.84%	29	13.49%
CPCS-MS	4	2.20%	163	89.56%	34	18.68%
<b>Grand Total</b>	<b>68</b>	<b>10.48%</b>	<b>620</b>	<b>90.25%</b>	<b>111</b>	<b>16.16%</b>

As of 3-3-17

Ethnicity by School		Applicants For 2017-18																																											
<p><b>BwCC2</b></p>  <p>■ Black ■ Hispanic ■ Asian ■ White ■ Multi</p>	<p><b>CPCS-LS</b></p>  <p>■ Black ■ Hispanic ■ White ■ Other ■ American Indian</p>	<p>BwC</p> <p>CPCS-LS</p> <p>CPCS-MS</p> <p><b>Grand Tot. 868</b></p>																																											
<p><b>CPCS-MS</b></p>  <p>■ Black ■ Hispanic ■ Asian ■ White ■ Other</p>	<table border="1"> <thead> <tr> <th colspan="7">Total Enrollment by School and Month</th> </tr> <tr> <th></th> <th>October</th> <th>November</th> <th>December</th> <th>17-Jan</th> <th>3-Feb</th> <th>3/3/2017*</th> </tr> </thead> <tbody> <tr> <td>BwCCS2</td> <td>305</td> <td>301</td> <td>297</td> <td>297</td> <td>295</td> <td>290</td> </tr> <tr> <td>CPCS-LS</td> <td>235</td> <td>232</td> <td>229</td> <td>228</td> <td>223</td> <td>215</td> </tr> <tr> <td>CPCS-MS</td> <td>186</td> <td>186</td> <td>185</td> <td>185</td> <td>184</td> <td>182</td> </tr> <tr> <td><b>Grand Total</b></td> <td><b>726</b></td> <td><b>719</b></td> <td><b>711</b></td> <td><b>710</b></td> <td><b>702</b></td> <td><b>687</b></td> </tr> </tbody> </table> <p style="text-align: right;">* As of 3/3/2017</p>			Total Enrollment by School and Month								October	November	December	17-Jan	3-Feb	3/3/2017*	BwCCS2	305	301	297	297	295	290	CPCS-LS	235	232	229	228	223	215	CPCS-MS	186	186	185	185	184	182	<b>Grand Total</b>	<b>726</b>	<b>719</b>	<b>711</b>	<b>710</b>	<b>702</b>	<b>687</b>
Total Enrollment by School and Month																																													
	October	November	December	17-Jan	3-Feb	3/3/2017*																																							
BwCCS2	305	301	297	297	295	290																																							
CPCS-LS	235	232	229	228	223	215																																							
CPCS-MS	186	186	185	185	184	182																																							
<b>Grand Total</b>	<b>726</b>	<b>719</b>	<b>711</b>	<b>710</b>	<b>702</b>	<b>687</b>																																							

Total Tally Applicants for Y 17 - 18 As Of March 3, 2017



Applicants By School & Grade Apply To

